


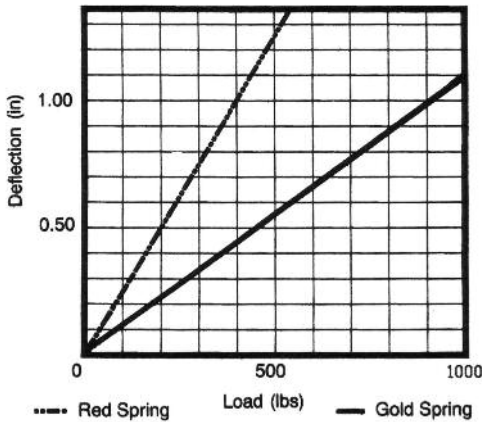
CONSTRUCTION FEATURES

- **OIL IMPREGNATED** lubricated sintered bearings for all moving parts
- **SEALED PRECISION BALL BEARINGS** in the wheel – permanently lubricated – for long life and low rolling resistance
- **SEALED SWIVEL ASSEMBLY** with grease fitting for ease of access
- **LOAD RATING 1,000 POUNDS** at maximum spring deflection
- **VARIOUS MOUNTING** plates and stems are available

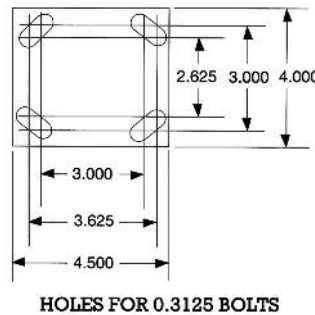
This caster utilizes the low rolling resistance and low maintenance of the “SE” Wheel, with precision bearings in conjunction with the proper load spring. Ideal for pallet lift truck out-rigger casters.



SPRING DEFLECTION FOR CASTER LOAD



**NO. 31 TOP PLATE
(STANDARD ON 400 SERIES)**



WHEEL			CASTER *						
WHL DIA INS	TRD WIDTH INS	WHEEL TYPE	SWL RAD.	LOAD CAP LBS	OAH NO LOAD	OAH MAX LOAD	TAPERED BEARING 09	PRECISION BALL BRG 28	WT LBS
3"	2"	SOLID ELASTOMER - SE	3.50"	900	7.00"	6.00"		16SL-SE-03228*	6
4"	2"	SOLID ELASTOMER - SE	4.00"	900	7.50"	6.50"		16SL-SE-04228*	7
		NEOPRENE - NON MARKING - ND	4.00"	450	7.50"	6.50"		16SL-ND-04228*	7
5"	2"	SOLID ELASTOMER - SE	4.85"	1000	9.00"	8.00"		16SL-SE-05228*	8
		NEOPRENE - NON MARKING - ND	4.85"	500	9.00"	8.00"		16SL-ND-05228*	8
6"	2"	SOLID ELASTOMER - SE	5.30"	1000	9.50"	8.50"		16SL-SE-06228*	9
		NEOPRENE - NON MARKING - ND	5.30"	550	9.50"	8.50"		16SL-ND-06228*	9
8"	2"	SOLID ELASTOMER - SE	7.30"	800	11.50"	10.00"		16SL-SE-08228*	10
		NEOPRENE - NON MARKING - ND	7.30"	550	11.50"	10.00"		16SL-ND-08228*	10

* = ADD " S " FOR SWIVEL / " R " FOR RIGID